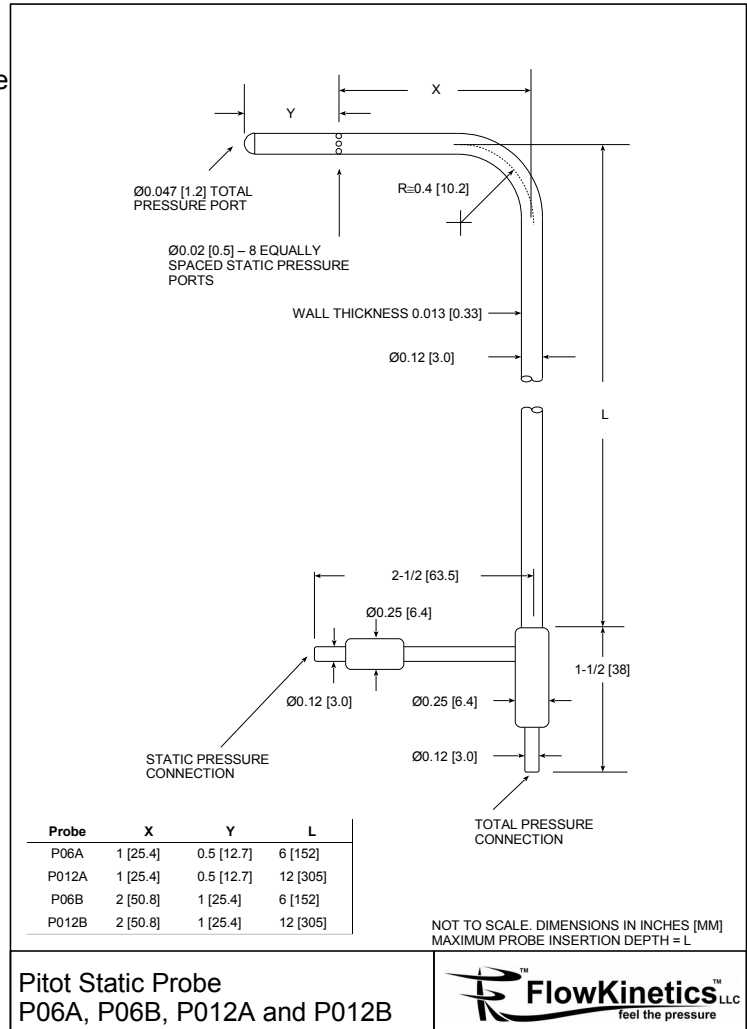


Operating Instructions:

- Measure in straight duct sections that are at least 1.5 diameters upstream and 8.5 diameters downstream of any duct disturbance such as elbows and meshes.
- Duct diameter should be at least 30 times the diameter of the probe. Minimum recommended duct diameter is 95 mm (3.8 inches). Smaller ducts will interfere with the dynamic pressure readings.
- Keep probe head aligned within 15 degrees of the flow direction. Errors in dynamic pressure readings will be less than 0.5% up to 12 degrees and increase to 2% at 15 degrees.
- Pitot tube has a flow coefficient (K) of 1.0 and requires no calibration.
- If you use any of FlowKinetics instruments the velocity is automatically calculated.
- Probes are rated to 800°F (426°C) at the tip.



Measuring standard velocity

You will need a differential manometer only.

Using this method you assume that the temperature and pressure in the test area are at standard conditions where $P_{amb}=14.696\text{psi}$ (101325 Pa), $Temp=70^{\circ}\text{F}$ (21.1°C) and $RH=0\%$.

Connect the Pitot static pressure port to the low pressure port (P-) of the differential manometer. The Pitot stagnation pressure port should be connected to the high pressure (P+) port on the differential manometer.

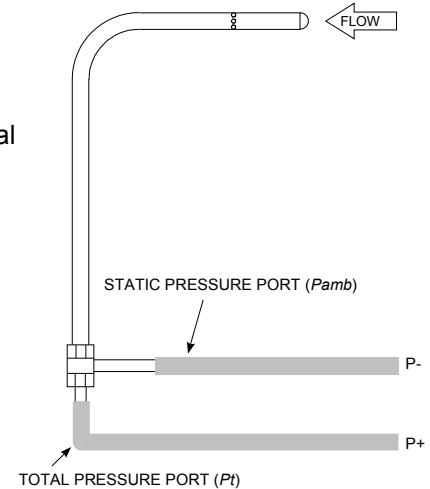
Standard velocity in m/sec is calculated using

$$V = \sqrt{\frac{2 \cdot \Delta P}{\text{density}}}$$

where

density = 1.2 kg/m^3 for standard air

ΔP is the differential pressure reading from the manometer in Pascals.



If you are using a FlowKinetics manometer the velocity is calculated automatically.

Measuring actual velocity

You will need a differential pressure manometer, an absolute pressure manometer and a temperature meter.

Using a splitter connect the Pitot static pressure port to the low pressure port (P-) of the differential manometer and the absolute pressure port (Pabs) of the absolute manometer. The Pitot stagnation pressure port should be connected to the high pressure (P+) port on the differential manometer. This way you can measure the differential pressure and the static pressure simultaneously. Also insert the temperature sensor into the flow.

Actual velocity in m/sec is calculated using

$$V = \sqrt{\frac{2 \cdot \Delta P}{\text{density}}}$$

where

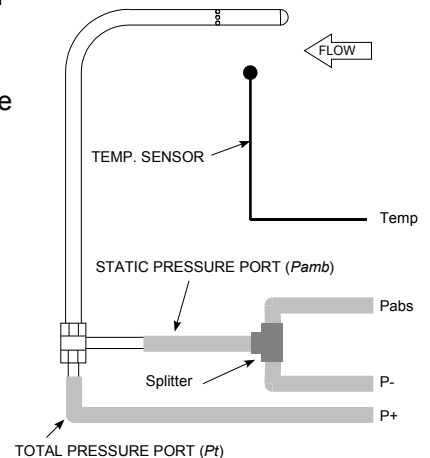
ΔP is the differential pressure reading from the manometer in Pascals.

$$\text{density} = \frac{P_{abs}}{R \cdot (Temp + 273.15)} \text{ in kg/m}^3$$

Temp is the temperature of the flow in Celsius.

R is the gas constant. $R = 287.026 \frac{\text{joule}}{\text{kg} \cdot \text{Kelvin}}$ for air.

Pabs is the static pressure measured with the absolute pressure manometer in Pascals.



If you are using a FlowKinetics FKT series manometer the velocity is calculated and corrected automatically for temperature, ambient pressure, humidity and gas type.

Limitations of Usage and Cautions

FlowKinetics™ LLC's products including, but not limited to, instruments, sensors, probes and accessories are not "intrinsically safe", and must not be used in dangerous or hazardous areas. Servicing of these instruments incorporating battery changing must only occur in a safe area. Use of the FKS series may require working in a hazardous environment. Necessary safety precautions must be followed.

FlowKinetics™ LLC's products are not authorized for use as any component in a life support system or device or as component of an aircraft's on board flight system. Life support systems or devices are defined as any system that can sustain, monitor or support life.

Any attempts to service or modify or alter the product in any way, will void the warranty and will negate any right of claim against FlowKinetics™ LLC, relating to any liability in respect of the product.